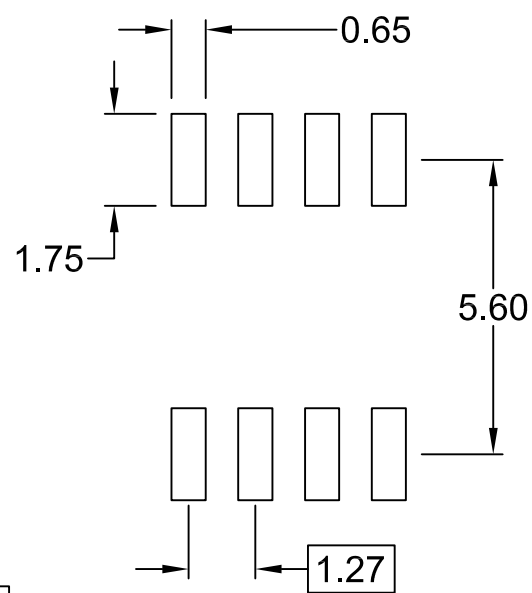
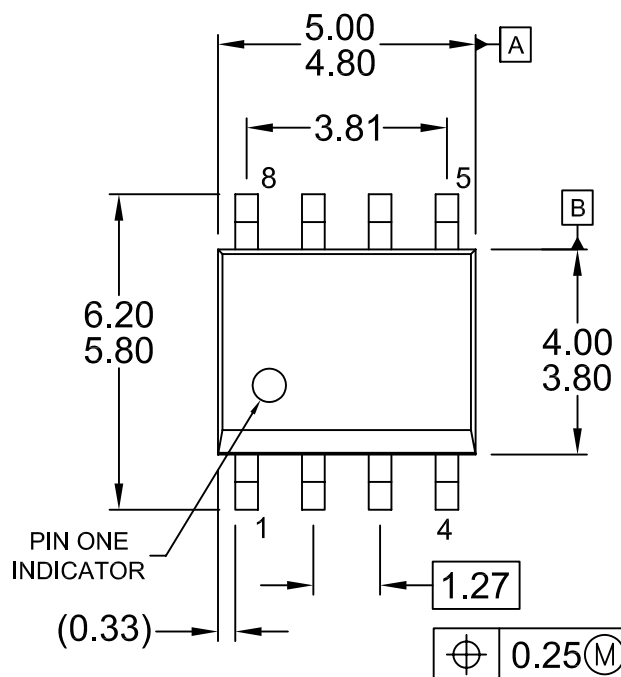
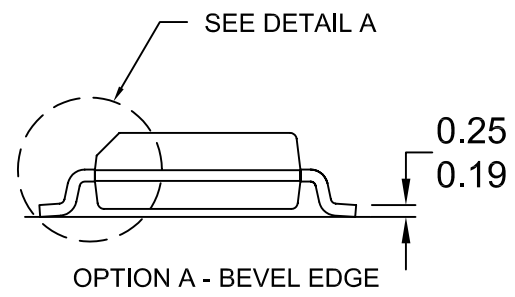
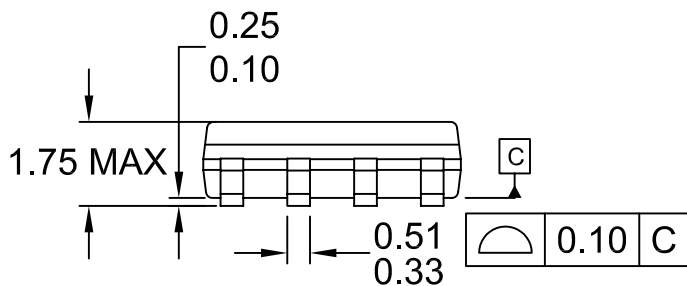


REVISIONS			
LTR	DESCRIPTION	DATE	BY/APP'D
12	CHANGED LEADSPREAD, TERMINAL WIDTH, AND FOOT LENGTH, REMOVED REFERENCE TO LEAD FINISH.	27 JULY 07	L.HUEBENER
13	ADDED OPTION "A" AND "B" VIEW	19 SEPT 07	H.ALLEN


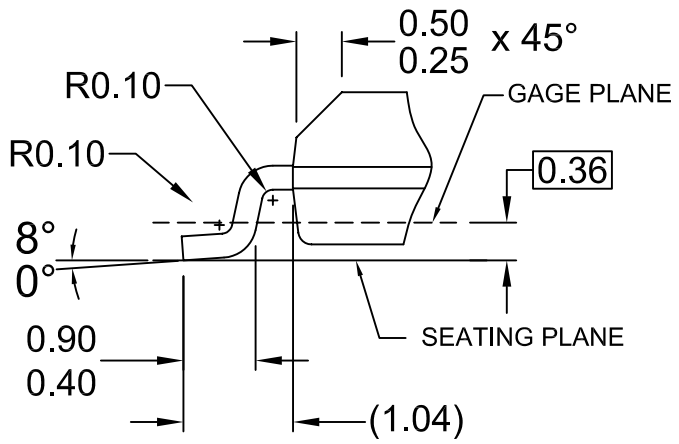


⊕	0.25	Ⓜ	C	B	A
---	------	---	---	---	---

LAND PATTERN RECOMMENDATION



OPTION A - BEVEL EDGE



OPTION B - NO BEVEL EDGE

DETAIL A  
SCALE: 2:1

NOTES: UNLESS OTHERWISE SPECIFIED

- A) THIS PACKAGE CONFORMS TO JEDEC MS-012, VARIATION AA, ISSUE C,
- B) ALL DIMENSIONS ARE IN MILLIMETERS.
- C) DIMENSIONS DO NOT INCLUDE MOLD FLASH OR BURRS.
- D) LANDPATTERN STANDARD: SOIC127P600X175-8M.
- E) DRAWING FILENAME: M08AREV13

APPROVALS		DATE		
DRAWN	H.ALLEN	19 SEPT 07		
DFTG. CHK.	SSI. CHOI	20 SEPT 07		
ENGR. CHK.				
			8LD, SOIC, JEDEC MS-012, 0.150" NARROW BODY	
PROJECTION	SCALE	SIZE	DRAWING NUMBER	REV
	N/A	C	MKT-M08A	13
DO NOT SCALE DRAWING			SHEET	1 of 1